




PROVEN CONFIRMATION MEETS
**PERSONAL
OPTIMIZATION**



With the ORA SYSTEM® **powered by AnalyzOR™ Technology**,
your data from every outcome enhances the next.

Alcon A Novartis
Division

Illustration of VeriEye® Lynk Technology reticle.

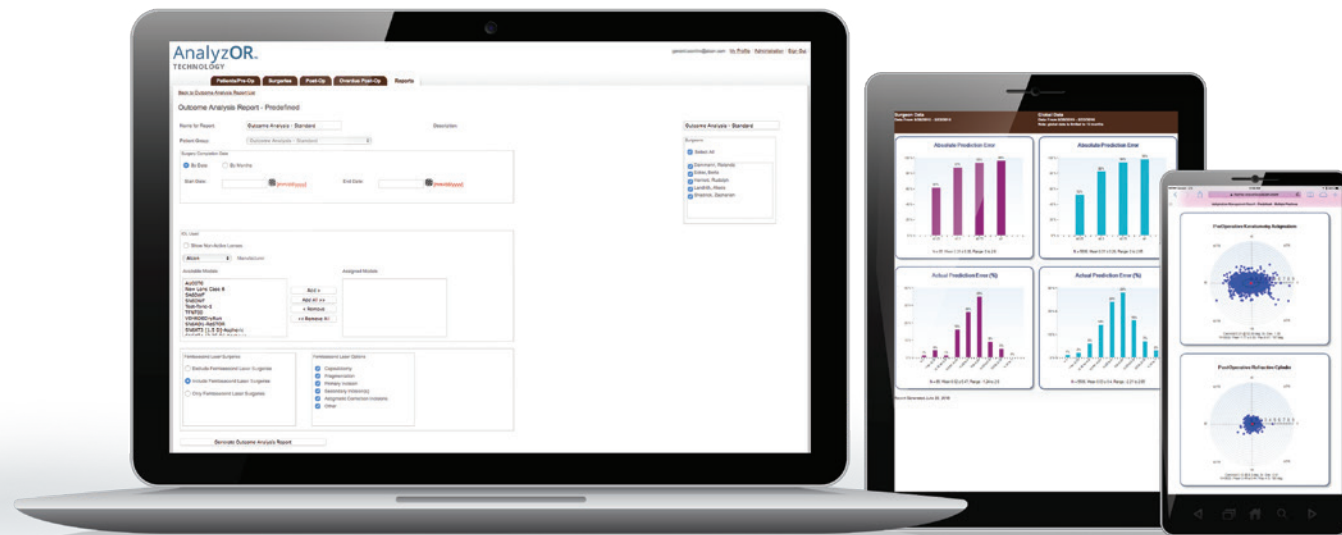


ORA SYSTEM.
Powered by AnalyzOR™ Technology

Confidently deliver the clinically proven outcomes your patients deserve.

Know you've hit your target **before your patients leave the OR.**

The ORA SYSTEM® powered by AnalyzOR™ Technology is **the one and only intraoperative aberrometer to bring precise, real-time confirmation to every case.** For toric IOL procedures, its intraoperative aberrometry is **clinically proven to significantly improve the rate of outcomes** within 0.50 D of target.¹



Do more with advanced **intraoperative aberrometry technology.**

The ORA SYSTEM® powered by AnalyzOR™ Technology **tracks your refractive outcomes for continual optimization.***

Just as every procedure is personalized to the patient, every surgical plan should be personalized to your preferences and tendencies. With built-in AnalyzOR™ Technology, data from every outcome improves the next.

*Continual optimization occurs on a quarterly basis.

Personalization is **POWER.**

AnalyzOR™ Technology is built into your ORA SYSTEM®, **automatically tapping into data for global optimization.***

- **Get real-world updates** for spherical lens power optimization.
- **See trending outcomes** from the world's largest cataract surgery database.²



After you've entered the required data, **AnalyzOR™ Technology enables PERSONAL optimization and generates individual reports** for your ORA SYSTEM® procedures.[†]

- **Identify trends and opportunities for optimization** based on your real-world outcomes.
- **Customize your personal lens A-constants.**



Analyzing your data and optimizing your outcomes is easier than you think.

All you have to do is enter your refractive outcomes into the AnalyzOR™ Technology portal. The system will then begin optimizing your case variables based on your personal data, as well as allowing you to analyze your own procedural outcomes and trends with ease.

*The ORA SYSTEM® with VeriEye® Lynk Technology system fee supports your utilization of AnalyzOR™ Technology.

[†]30 cases that refract 20/40 or better.

GO PLATINUM.

Personalizing your surgical variables has never been easier.

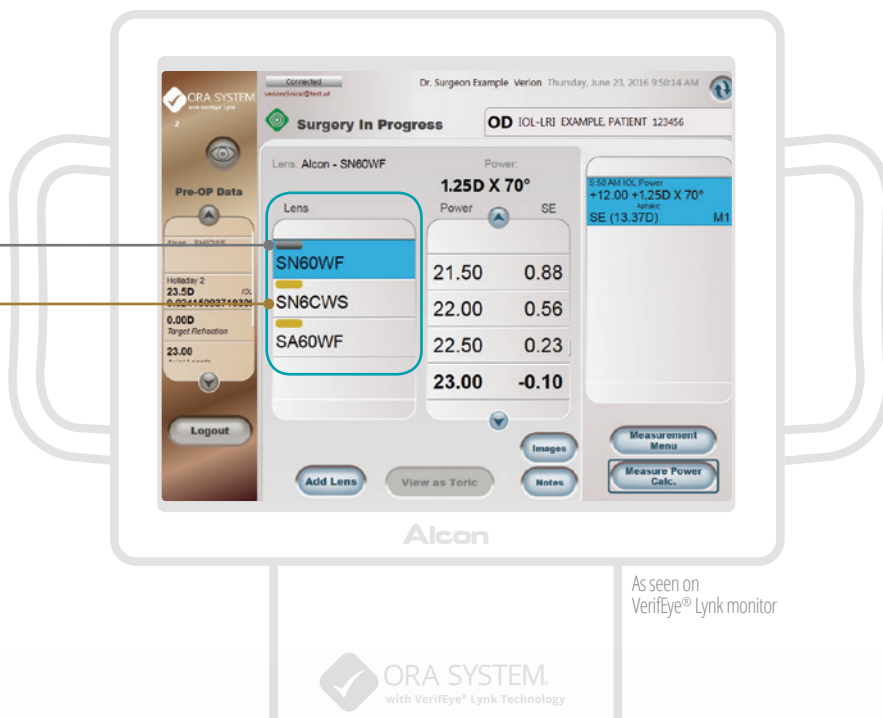
- You don't have to worry about complicated pre-op calculations or translation errors.
- Each time the global database is re-analyzed and updated, **your personal settings will be updated as well.**
- IOLs for which you have entered the required data will **automatically be personalized within your system.***

"The system becomes customized to each surgeon ... As their optimization increases, surgeons can compare themselves to their own outcomes, creating personalized A-constants and sets."

— Kevin J Everett, M.D.[†]

When selecting an IOL in surgery, you can clearly see which lenses are pulling from your PERSONALIZED optimizations with the **PLATINUM** bars ...

... and which lenses are utilizing GLOBAL optimizations with the **GOLD** indicator bars.



As seen on VeriEye® Lynk monitor

ORA SYSTEM
with VeriEye® Lynk Technology

Enter your post-op data into AnalyzOR™ after every procedure, and the ORA SYSTEM® will be up to date to continue optimizing your calculations.

As easy as 1, 2, 3:



1. Sign in to the AnalyzOR™ Technology Portal.

Sign In to Your Account

Username:

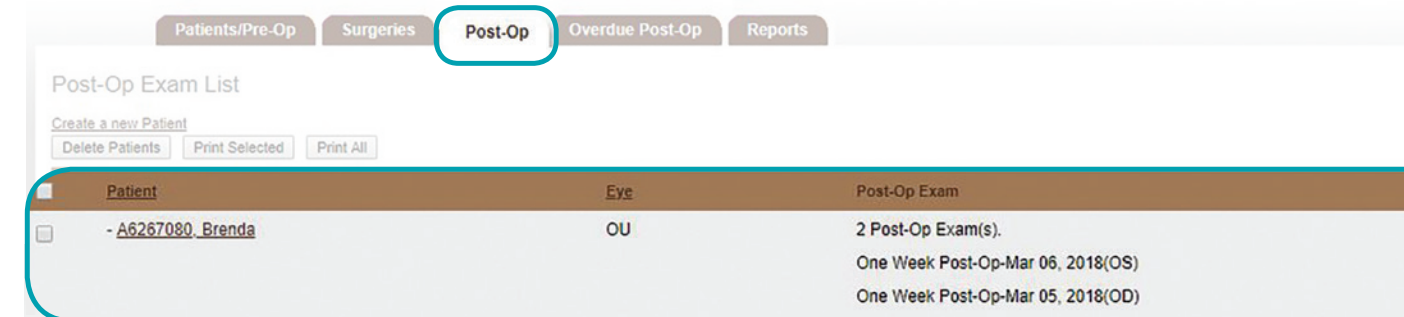
Password:

Sign In

[Forgot Username or Password?](#)



2. Locate the patient whose post-op data you wish to enter.



3. Enter the patient's refractive outcomes 10 days post-op.

- Uncorrected visual acuity
- Best corrected visual acuity
- Manifest refraction



To build your database more quickly, go back and enter post-op data for your previous ORA SYSTEM® cases.

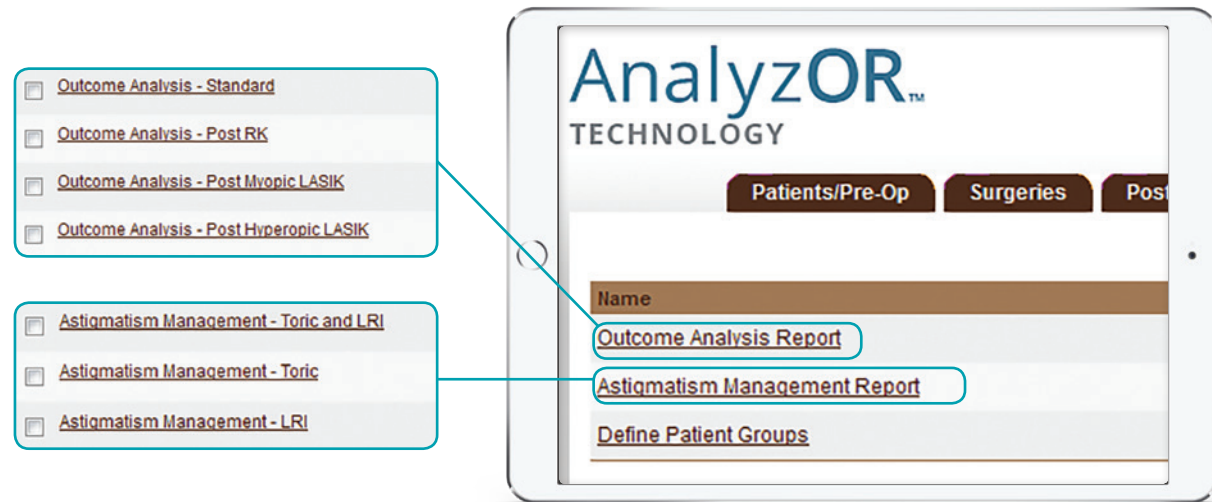
*30 cases that refract 20/40 or better.
†Paid consultant for Alcon.

Outcomes analysis is only a few clicks away.

Access the Reports tab from the AnalyzOR™ Technology portal.

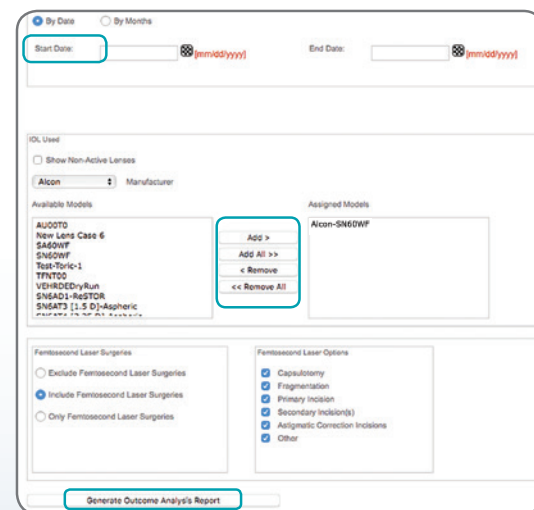
After you have entered the required amount of personal data into the system, you can create illuminating visuals to gain unique insight into your procedures.

Select from various Outcomes Analysis and Astigmatism Management report options on the user-friendly interface.



Choose the report you wish to pull, and fill out the necessary info.

- Specify the date range, lens type(s) and other key parameters for your desired report.
- Then click “Generate Outcomes Analysis Report,” and the system will immediately generate simple, useful visuals.



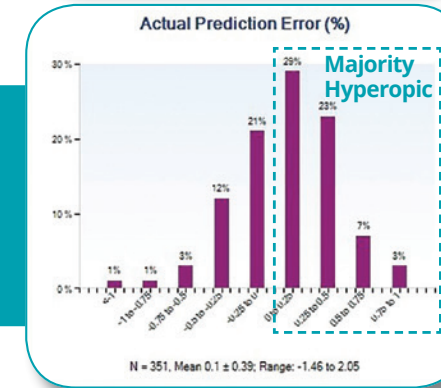
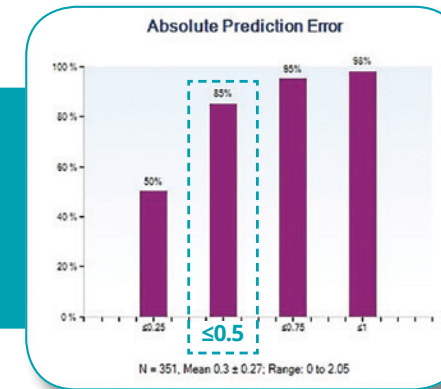
Identify personal trends & compare against global data with ease.

AnalyzOR™ Technology can help you **HIT YOUR REFRACTIVE TARGET.**

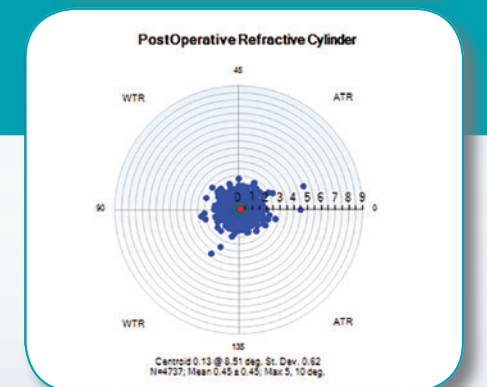
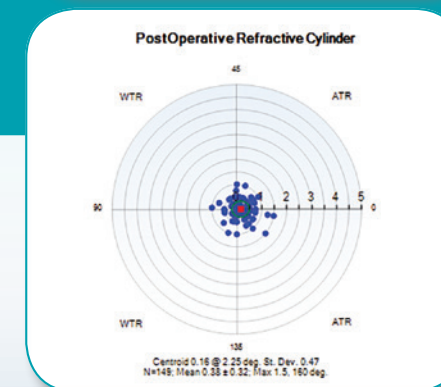
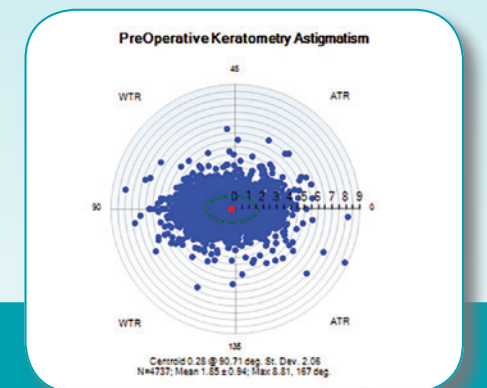
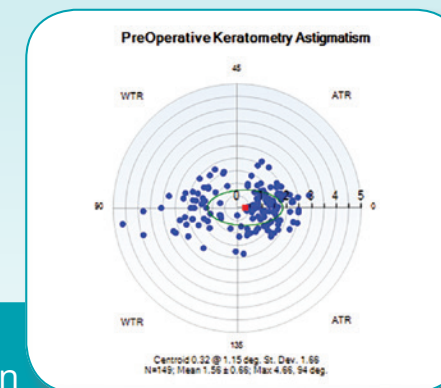
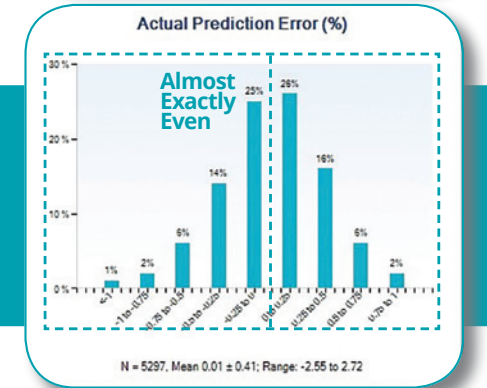
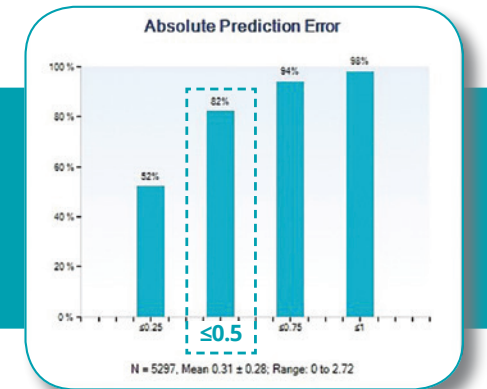
AnalyzOR™ Technology can help you **IDENTIFY YOUR TRENDS.**

AnalyzOR™ Technology can help you **KNOW YOUR OVERALL ACCURACY.**

Individual Surgeon Data*



Global ORA SYSTEM® User Data



*For illustrative purposes only.

What could **proven confirmation and personal optimization** do for your procedures?

New Lens

- Manufacturer's lens constant for non-optimized lenses

Global Lens Optimization

- Real-world updates for spherical lens power optimization
- See trending outcomes from the world's largest cataract surgery database²

Gold



Surgeon-Specific Lens Optimization

- Customize your personal lens A-constants
- Trends and opportunities based on your personal outcomes

Platinum

Ask your Alcon representative how the **ORA SYSTEM® with built-in AnalyzOR™ Technology** can continuously improve your refractive outcomes.

ORA SYSTEM® IMPORTANT PRODUCT INFORMATION

CAUTION: Federal (USA) law restricts this device to sale by, or on the order of, a physician. **INTENDED USE:** The ORA SYSTEM® uses wavefront aberrometry data in the measurement and analysis of the refractive power of the eye (i.e., sphere, cylinder and axis measurements) to support cataract surgical procedures. **WARNINGS AND PRECAUTIONS:** Significant central corneal irregularities resulting in higher order aberrations might yield inaccurate refractive measurements. Post refractive keratectomy eyes might yield inaccurate refractive measurement. The safety and effectiveness of using the data from the ORA SYSTEM® have not been established for determining treatments involving higher order aberrations of the eye such as coma and spherical aberrations. The ORA SYSTEM® is intended for use by qualified health personnel only. Improper use of this device may result in exposure to dangerous voltage or hazardous laser-like radiation exposure. Do not operate the ORA SYSTEM® in the presence of flammable anesthetics or volatile solvents such as alcohol or benzene, or in locations that present an explosion hazard. **ATTENTION:** Refer to the ORA SYSTEM® Operator's Manual for a complete description of proper use and maintenance of the ORA SYSTEM® as well as a complete list of contraindications, warnings and precautions

1. Woodcock MG, Lehmann R, Cionni RJ, et al. Intraoperative aberrometry versus standard preoperative biometry and a toric IOL calculator for bilateral toric IOL implantation with a femtosecond laser: one month results. *J Cataract Refract Surg.* 2016;42:817-825. • The purpose of the study was to compare astigmatic outcomes in patients with bilateral cataracts having toric IOL implantation with intraoperative aberrometry measurements in 1eye and standard power calculation and a toric IOL calculator with inked axis marking in the contralateral eye.

2. Alcon data on file.

